

# Yorktowne®

RICH IN STYLE. DEEP IN SPIRIT.



## SELECTION GUIDE

DOOR STYLES • WOOD SPECIES • FINISHES

# EXPLORE *the* POSSIBILITIES

At the center of every home is the kitchen, where your personal style and pride are on full display for every guest and loved one. We're honored to be a part of creating that warm, inviting space for your family, and are committed to making beautiful, high-quality products for your home. For over 100 years, we've been manufacturing our cabinets here in America. We hand-craft each cabinet with care for elegant, long-lasting cabinetry that will see your family through the years.

Because we offer a nearly limitless array of styles, finishes, and modifications, we created this Selection Guide to help you choose the cabinetry options that best reflect your personal taste and the way you live. Share your ideas with your designer, who will help you plan the perfect room. The end result will be a stunning pairing of style and function that garners oohs and aahs all around.



(Classic) **Devin** in Celeste, **Calhoun** in Magnolia, and **Lennon** in Biscotti on maple

COVER: (Iconic) **Casey** in Coffee Break, accents in Caribou on quartersawn oak



Yorktowne offers three types of door/cabinet construction: Inset, Framed full overlay and Framed half overlay. All are structurally sound, the difference is purely aesthetic. Use this guide to explore your options.

---

## HISTORIC SERIES – INSET

The Historic series includes two standard face frame options and two standard hinge types.

### FACE FRAME OPTIONS

- Beaded face frame includes a rounded groove within the face frame, closest to the doors/drawer fronts.
- Non-beaded face frame maintains original specifications.



Beaded



Non-beaded

### HINGE OPTIONS

- Concealed hinge with integrated Quiet Close (not visible from the cabinet exterior).
- Barrel hinges include a finial detail; are visible from the exterior and are offered in four finishes.



Flat Black



Antique Brass



Nickel



Oil Rubbed Bronze

---

## ICONIC AND CLASSIC SERIES – FRAMED

### OVERLAY OPTIONS

Iconic and Classic door styles are either full or half overlay. Full overlay door styles cover almost the entire face frame when closed and require hardware. Half overlay door styles cover part of the face frame when closed and can function without hardware.



Full Overlay



Half Overlay



# HISTORIC SERIES

## WOOD SPECIES | PRICE GROUP

A: Knotty Alder


C: Cherry

M: Maple

P: Paint Grade

Q: Quartersawn Oak

AMORY  
Irish Crème



A | 9  
C | 9  
M | 8  
Q | 9

BELFAST  
Smoke on knotty alder



A | 6  
C | 6  
M | 5  
Q | 5

BRENTFORD  
Natural on knotty alder




A | 4  
C | 4  
M | 3  
P | 1

BROCKTON  
Tidal



A | 4  
C | 4  
M | 2  
Q | 2

BURBANK  
White Icing Pewter Highlight



A | 6  
C | 6  
M | 5

CLARK  
Lakeshore



A | 8  
C | 8  
M | 7

COLBY  
Peppered Appaloosa on maple



A | 6  
C | 6  
M | 5

CORSICA  
Sea Salt




A | 2  
C | 2  
M | 1  
P | 1  
Q | 1

DEARBORN  
Peppercorn Ebony Glaze  
and Highlight on cherry



A | 7  
C | 7  
M | 6

DIXON  
Espresso cherry



A | 8  
C | 8  
M | 7

LANGDON  
Bay Leaf



A | 2  
C | 2  
M | 1  
P | 1  
Q | 1

LAWSON  
Natural on cherry




A | 5  
C | 5  
M | 4  
P | 2  
Q | 4

LOGAN  
Silver Appaloosa on cherry



C | 6  
M | 5

MALLORY  
White Icing



A | 5  
C | 5  
M | 4  
P | 2

MARBLEHEAD  
Cappuccino on cherry



A | 6  
C | 6  
M | 5  
Q | 5

**MONTEGO**  
Knotty alder Peppered Appaloosa



A | 5  
C | 5  
M | 4

**MORRIS**  
Cappuccino Burnt Sienna  
Glaze and Highlight on cherry



A | 3  
C | 3  
M | 2  
Q | 2

**OLYMPIA**  
Pistachio



A | 7  
C | 7  
M | 6  
Q | 6

**OSLO**  
Greystone on quartersawn oak



A | 6  
C | 6  
M | 5  
Q | 5

**ROCHELLE**  
Irish Crème



A | 5  
C | 5  
M | 4  
P | 2  
Q | 4

**ROMA**  
Frappe



A | 8  
C | 8  
M | 7

**SALINGER**  
Chai Latte



A | 5  
C | 5  
M | 4  
Q | 4

**WHEATON**  
Earl Grey



A | 8  
C | 8  
M | 7



(Historic) **Olympia** in Pistachio on maple

# ICONIC SERIES

## ONE STYLE: FOUR OPTIONS

Yorktowne makes it easy to create a style truly inspired by you. You can choose your door style as well as the center panel to create a unique look. Raised, reverse raised, flat, beaded—the pick your panel option is available on a variety of door styles.

All of our style options can be seen on pages 8-9. The corresponding panel options, with species availability and price group information, are shown in the charts below.



## PICK-A-PANEL DOOR STYLES PRICE GROUP CHART\*


DOOR STYLE	FLAT PANEL								REVERSE RAISED								RAISED								BEADED							
	CHERRY	HICKORY	KNOTTY ALDER	PAIN'T GRADE	MAPLE	RUSTIC MAPLE	OAK	QS OAK	CHERRY	HICKORY	KNOTTY ALDER	PAIN'T GRADE	MAPLE	RUSTIC MAPLE	OAK	QS OAK	CHERRY	HICKORY	KNOTTY ALDER	PAIN'T GRADE	MAPLE	RUSTIC MAPLE	OAK	QS OAK	CHERRY	HICKORY	KNOTTY ALDER	PAIN'T GRADE	MAPLE	RUSTIC MAPLE	OAK	QS OAK
Abilene	7	5	7	4	6	6	5	-	8	6	8	5	7	7	6	-	8	6	8	5	7	7	6	-	-	-	-	-	-	-	-	-
Brockton	3	1	3	1	2	2	1	8	6	4	6	3	5	5	4	11	6	4	6	3	5	5	4	11	-	-	-	-	-	-	-	-
Clark	6	-	6	-	5	-	5	-	11	-	11	-	10	-	9	-	11	-	11	-	10	-	9	-	-	-	-	-	-	-	-	-
Colby	6	4	6	-	5	-	5	-	10	8	10	-	9	-	8	-	10	8	10	-	9	-	8	-	-	-	-	-	-	-	-	-
Crowley	3	1	5	1	2	2	1	8	7	3	7	2	4	4	3	11	7	3	7	2	4	4	3	10	-	-	-	-	-	-	-	-
Dearborn	4	2	4	1	3	3	2	-	6	4	6	3	5	5	4	-	6	4	6	3	5	5	4	-	7	5	7	-	6	6	5	-
Dixon	8	6	8	-	7	-	6	-	10	8	10	-	9	-	8	-	10	8	10	-	9	-	8	-	11	9	11	-	10	-	9	-
Durango	2	1	3	-	1	1	1	-	5	1	5	-	2	2	1	-	5	1	5	-	2	2	1	-	-	-	-	-	-	-	-	-
Evan	5	3	5	-	4	4	4	-	9	7	9	-	8	8	7	-	9	7	9	-	8	8	7	-	-	-	-	-	-	-	-	-
Higgins	2	1	3	-	1	1	1	-	5	1	5	-	2	2	1	-	5	1	5	-	2	2	1	-	-	-	-	-	-	-	-	-
Holton	6	4	6	3	5	5	4	7	7	5	7	4	6	6	5	8	7	5	7	4	6	6	5	8	-	-	-	-	-	-	-	-
Jefferson	4	2	4	-	3	3	2	-	8	6	8	-	7	7	6	-	8	6	8	-	7	7	6	-	-	-	-	-	-	-	-	-
Lawson	4	2	4	1	3	3	2	7	6	4	6	3	5	5	4	9	-	-	-	-	-	-	-	-	-	-	-	-	-	-	-	-
Logan	8	6	-	-	7	-	6	-	11	8	-	-	9	-	9	-	11	8	-	-	9	-	9	-	-	-	-	-	-	-	-	-
Mallory	4	2	4	1	3	3	2	-	8	6	8	5	7	7	6	-	8	6	8	5	7	7	6	-	-	-	-	-	-	-	-	-

\*Pricing is subject to change – check 2020 for final pricing



## ONE PICK YOUR STYLE

DIXON



Dealers: See Section 200 of your  
Iconic Specifications Manual for  
additional details.

## TWO PICK YOUR PANEL



Flat Panel



Reverse Raised



Raised Panel



Beaded Panel

## PICK-A-PANEL DOOR STYLES PRICE GROUP CHART\*

DOOR STYLE	FLAT PANEL								REVERSE RAISED								RAISED								BEADED							
	CHERRY	HICKORY	KNOTTY ALDER	PAIN'T GRADE	MAPLE	RUSTIC MAPLE	OAK	QS OAK	CHERRY	HICKORY	KNOTTY ALDER	PAIN'T GRADE	MAPLE	RUSTIC MAPLE	OAK	QS OAK	CHERRY	HICKORY	KNOTTY ALDER	PAIN'T GRADE	MAPLE	RUSTIC MAPLE	OAK	QS OAK	CHERRY	HICKORY	KNOTTY ALDER	PAIN'T GRADE	MAPLE	RUSTIC MAPLE	OAK	QS OAK
Marblehead	7	5	7	-	6	6	5	10	9	7	9	-	8	8	7	12	-	-	-	-	-	-	-	-	-	-	-	-	-	-	-	-
Millgate	6	4	6	3	5	5	4	7	7	5	7	4	6	6	5	8	7	5	7	4	6	6	5	8	-	-	-	-	-	-	-	-
Morris	5	3	5	-	4	4	3	8	7	5	7	-	6	6	5	10	7	5	7	-	6	6	5	10	-	-	-	-	-	-	-	-
Rigby	7	5	7	-	6	6	5	-	8	6	8	-	7	7	6	-	-	-	-	-	-	-	-	-	-	-	-	-	-	-	-	-
Rochelle	6	4	6	3	5	5	4	11	8	6	8	5	7	7	6	12	8	6	8	5	7	7	6	12	-	-	-	-	-	-	-	-
Roma	7	-	7	-	6	-	-	-	9	-	9	-	8	-	-	-	9	-	9	-	8	-	-	-	-	-	-	-	-	-	-	-
Salinger	6	4	6	-	5	5	4	7	7	5	7	-	6	6	5	8	-	-	-	-	-	-	-	-	-	-	-	-	-	-	-	-
Shaw	4	2	4	1	3	3	2	9	7	5	7	4	6	6	5	12	7	5	7	4	6	6	5	12	8	6	8	-	7	7	6	-
Steinbeck	2	1	3	-	1	1	1	-	5	1	5	-	2	2	1	-	5	1	5	-	2	2	1	-	-	-	-	-	-	-	-	-
Vera	8	-	-	-	7	-	-	-	9	-	-	-	8	-	-	-	9	-	-	-	8	-	-	-	-	-	-	-	-	-	-	-
Wallis	8	-	8	-	7	-	-	-	11	-	11	-	10	-	-	-	11	-	11	-	10	-	-	-	-	-	-	-	-	-	-	-
Waterford	4	2	4	1	3	-	2	5	7	5	7	4	6	6	5	8	-	-	-	-	-	-	-	-	-	-	-	-	-	-	-	-
Westcliffe	3	1	5	-	2	2	1	-	7	3	7	-	4	4	3	-	7	3	7	-	4	4	3	-	-	-	-	-	-	-	-	-
Wheaton	5	3	5	-	4	4	3	-	9	7	9	-	8	8	7	-	9	7	9	-	8	8	7	-	-	-	-	-	-	-	-	-
Yale	7	-	-	-	6	-	-	-	9	-	-	-	8	-	-	-	9	-	-	-	8	-	-	-	-	-	-	-	-	-	-	-

\*Pricing is subject to change – check 2020 for final pricing

# ICONIC SERIES

## PICK-A-PANEL DOOR STYLES

Center panel availability, wood species availability and price group information on pages 6-7.

ABILENE Raised Panel



Full Overlay

Cottage White Sheer on oak

BROCKTON Reverse Raised Panel



Full Overlay

Earl Grey

CLARK Raised Panel



Full Overlay

White Icing

COLBY Raised Panel



Full Overlay

Silver Appaloosa on maple

CROWLEY Raised Panel



Full Overlay

Dusk

DEARBORN Raised Panel



Full Overlay

Amaretto on knotty alder

DIXON Raised Panel



Full Overlay

Peppercorn on cherry

DURANGO Reverse Raised Panel



Half Overlay

Smoke Ebony Highlight on maple

EVAN Flat Panel



Full Overlay

Perfect Storm

HIGGINS Raised Panel



Half Overlay

Natural on knotty alder

HOLTON Raised Panel



Full Overlay

Gale


JEFFERSON Raised Panel



Full Overlay

Celeste

LAWSON Flat Panel



Full Overlay

Cappuccino on cherry

LOGAN Flat Panel



Full Overlay

Buff



MALLORY Raised Panel



Magnolia

Full Overlay

MARBLEHEAD Raised Panel



Night Sky on cherry

Full Overlay

MILLGATE Reverse Raised Panel



Marine

Full Overlay

MORRIS Reverse Raised Panel



Eucalyptus

Full Overlay

RIGBY Flat Panel



French Roast Sable Highlight  
on hickory

Full Overlay

ROCHELLE Flat Panel



Frappe Ebony Highlight

Full Overlay

ROMA Raised Panel



Bay Leaf

Full Overlay

SALINGER Flat Panel



Seagrass Sheer on maple

Full Overlay

SHAW Flat Panel



Sea Salt

Full Overlay

STEINBECK Raised Panel



Carriage Black Ebony Glaze with  
Heirloom Distressing on maple

Half Overlay

VERA Raised Panel



Billow

Full Overlay

WALLIS Raised Panel



Cappuccino on knotty alder

Full Overlay


WATERFORD  
Reverse Raised Panel



Dockside on Hickory

Full Overlay

WESTCLIFFE Flat Panel



Buckskin Appaloosa on cherry

Full Overlay

WHEATON Raised Panel



Eagle Rock Sable Glaze and Highlight  
on knotty alder

Full Overlay

YALE Reverse Raised Panel



Amaretto Ebony Glaze and  
Highlight on maple

Full Overlay

# ICONIC SERIES

## SPECIALTY DOOR STYLES

### WOOD SPECIES | PRICE GROUP

A: Knotty Alder  
C: Cherry  
H: Hickory  
M: Maple  
O: Oak  
P: Paint Grade  
Q: Quartersawn Oak  
R: Rustic Maple  
SC: Straight-Grain Cherry  
SM: Straight-Grain Maple  
SQ: Straight-Grain Quartersawn Oak



(Iconic) **Blaine** in Dockside on maple

### AMBROSIA



C | 9  
M | 8

Onyx on cherry

Full Overlay

### BELFAST



A | 5  
C | 5  
M | 4

Cappuccino on cherry

Full Overlay

### BLAINE



C | 7  
H | 5  
M | 6  
O | 5

Gray Owl

Full Overlay

### CADE



C | 7  
H | 5  
M | 6  
O | 5

Cappuccino on oak

Full Overlay

### MONTEGO



A | 10  
C | 10  
H | 8  
M | 9  
O | 8  
R | 9

Macchiato

Full Overlay

### GILMORE



C | 5  
M | 4  
O | 3  
R | 4

Peppered Appaloosa on cherry

Full Overlay

### NICOLLET



P | 3  
SC | 7  
SM | 5  
SQ | 8

Islander with Dry Brush on straight-grain quartersawn oak

Full Overlay

### OLYMPIA




A | 4  
C | 4  
H | 2  
M | 3  
O | 2  
Q | 7  
R | 3

Sea Salt

Full Overlay

### TULSA



H | 7  
R | 8

Natural on hickory

Full Overlay

# CLASSIC SERIES

## WOOD SPECIES | PRICE GROUP

A: Knotty Alder  
C: Cherry  
H: Hickory  
M: Maple  
O: Oak  
P: Paint Grade

## OPTIONAL UPGRADE TO FIVE-PIECE DRAWER FRONT

Most standard Classic drawer fronts are slab. Yorktowne offers the option to upgrade to a five-piece drawer front that matches the door style chosen. Five-piece drawer fronts are another way Yorktowne can make cabinets unique to you.




JENNINGS




CALHOUN



CLAYTON



COURTLAND



EVERETT



FILLMORE



FREEMONT




HENNING



LANSING



STILLWATER



WAYLON



WEBBER



(Classic) **Lansing** in Smoke on cherry



# CLASSIC SERIES

## WOOD SPECIES | PRICE GROUP

A: Knotty Alder

C: Cherry

H: Hickory

M: Maple

O: Oak

P: Paint Grade

### CALHOUN



C | 3  
M | 4

Full Overlay

Peppercorn on cherry

### CLAYTON



A | 4  
C | 3  
M | 4  
O | 3

Half Overlay

Hazelnut on maple

### COURTLAND



C | 5  
M | 5  
O | 5

Full Overlay

Smoke on maple

### DEVIN



P | 1

Full Overlay

Irish Crème

### EVERETT



C | 5  
M | 5

Full Overlay

Onyx on maple

### FILLMORE



A | 5  
C | 4  
H | 4  
M | 5

Full Overlay

Sandalwood on maple

### FREEMONT



M | 4  
O | 3  
P | 1

Half Overlay

Castlerock on maple

### HENNING



A | 4  
C | 2  
H | 2  
M | 3  
O | 1  
P | 1

Full Overlay

White Icing

### JENNINGS



C | 5  
M | 5

Full Overlay

White Chocolate

### LANSING



A | 4  
C | 1  
H | 2  
M | 3  
O | 1  
P | 1

Full Overlay

Frappe

### LENNON



C | 3  
H | 2  
M | 3  
O | 2

Full Overlay

Natural on hickory

### STILLWATER



A | 4  
C | 2  
H | 2  
M | 4  
O | 2  
P | 1

Full Overlay

Sea Salt

### WAYLON



A | 4  
C | 2  
H | 3  
M | 4  
O | 2  
P | 1

Half Overlay

Chestnut on knotty alder

### WEBBER



C | 4  
M | 5  
O | 4

Full Overlay

Castle Rock Sheer on oak

# WOOD SPECIES

## OAK

Available in ICONIC and CLASSIC


- Open grain patterns vary from close-knit and vertical to prominent and arched
- Colors range from light tan and pink to medium dark red and brown
- May contain small mineral streaks and some pin knots

## QUARTERSAWN OAK

Available in HISTORIC and ICONIC

- Quartered and cut at a 90-degree angle to the growth ring of the tree to create close-knit vertical grain pattern
- Exposes a beautiful aspect of the grain called flake
- Colors range from light tan and pink to medium dark red and brown
- Dense, heavy wood that is very strong and resists shock
- Typical in Mission or Arts and Crafts styling


## OAK CHARACTERISTICS



Pin knots



Mineral streaks



Close-knit,  
vertical grain



Prominent,  
arched grain

## QUARTERSAWN OAK AND OAK STAINS




Natural



Hazelnut




Pecan




Sandalwood




Cappuccino†




Biscotti




Chestnut\*\*†




Amaretto




Rumberry†




Eagle Rock




French Roast




Hearth†




Espresso\*



Peppercorn




Dockside †



Smoke



Onyx



Night Sky

\* Finish not available on Quartersawn Oak

\*\* Finish not available on Oak

† Finish not available in Classic




(Iconic) Salinger Flat Panel in Natural  
on quartersawn oak



(Classic) Henning in Natural on oak

## QUARTERSAWN OAK CHARACTERISTICS




Flake

## QUARTERSAWN OAK AND OAK GLAZES


Available with Highlight or Glaze and Highlight in HISTORIC and ICONIC.



Sandalwood  
Burnt Sienna Glaze†



Cappuccino Burnt  
Sienna Glaze\*†




Amaretto  
Ebony Glaze\*†



Rumberry  
Ebony Glaze†



Eagle Rock  
Sable Glaze†



French Roast  
Sable Glaze†



Peppercorn  
Ebony Glaze\*†



Smoke  
Ebony Glaze†

## HIGHLIGHT ONLY

Hand brushing glaze on select profiles of doors, drawer fronts, moldings, and accessories to accent and define detail without changing the overall base color.

## GLAZE AND HIGHLIGHT

Glazing to change the base color and highlighting to define details on doors, drawer fronts, moldings, and accessories.



(Iconic) Crowley Raised Panel in Natural on cherry

## CHERRY

Available in HISTORIC, ICONIC and CLASSIC

- Rich color and smooth, flowing grain patterns
- Color varies from light pink to dark brown; variations are more prominent with lighter stains
- Will darken or mellow with age, a change that is more noticeable with light stains—sun exposure greatly accelerates this process

### CHERRY CHARACTERISTICS




Pin knots

Mineral streaks


Pitch pockets

Sap wood

### CHERRY STAINS



### CHERRY GLAZES Available with Highlight or Glaze and Highlight in HISTORIC and ICONIC.



† Finish not available in Classic





(Iconic) Crowley Reverse Raised Panel in Chestnut Ebony Highlight on knotty alder

# KNOTTY ALDER

Available in HISTORIC, ICONIC and CLASSIC


- A rich-looking wood that blends well with cherry
- Color is very uniform light brown with a reddish tinge
- Fairly straight-grained, uniform texture
- Contains pin knots, open and closed knots of various sizes, checking and mineral streaks which are typical and not considered defects. Knots may be in locations which affect hardware placement.

## KNOTTY ALDER CHARACTERISTICS




Checking Pin knots Mineral streaks Open knots Closed knots

## KNOTTY ALDER STAINS



Natural Hazelnut Sandalwood Cappuccino† Biscotti Chestnut Amaretto Rumberry† Eagle Rock French Roast Hearth† Peppercorn Dockside† Smoke Onyx Night Sky†

## KNOTTY ALDER GLAZES Available with Highlight or Glaze and Highlight in HISTORIC and ICONIC.



Natural Burnt Sienna Glaze† Hazelnut Burnt Sienna Glaze† Sandalwood Burnt Sienna Glaze† Cappuccino Burnt Sienna Glaze† Chestnut Ebony Glaze† Amaretto Ebony Glaze Rumberry Ebony Glaze† Eagle Rock Sable Glaze† French Roast Sable Glaze† Peppercorn Ebony Glaze† Smoke Ebony Glaze†

† Finish not available in Classic



(Iconic) Dixon Flat Panel in  
Hazelnut on maple



(Iconic) Holton Reverse Raised Panel in  
Hazelnut on rustic maple

## MAPLE

Available in HISTORIC, ICONIC and CLASSIC

- Smooth texture with tight, uniform grain patterns
- Color is creamy white, varying slightly from almost bright white to light pink or reddish brown
- Contains a natural resin that causes the wood to turn amber as it ages, a change that is more noticeable with light stains. Sun exposure greatly accelerates this process.

## RUSTIC MAPLE

Available in ICONIC

- A dense hardwood with smooth texture and closed grain pattern
- Colors range from creamy whites and light tans to almost black in knotty areas. Bark pockets and mineral streaks can be evident in a single stave of wood.
- Color shift is more evident in lighter finishes
- Medium and dark finishes obscure much of the wood's color variation and the overall finish appears more consistent

### MAPLE CHARACTERISTICS



Mineral  
streaks



Curly grain

### RUSTIC MAPLE CHARACTERISTICS



Open knot



Worm holes



Worm tracking



Mineral  
streaks



Vibrant color



Closed knot




Bark pockets



Non-structural  
splits

### RUSTIC MAPLE AND MAPLE STAINS




Natural



Hazelnut



Sandalwood



Biscotti




Chestnut




Amaretto




Rumberry†




Ginger Snap




Eagle Rock



French Roast



Hearth†



Espresso\*



Dockside†



Smoke



Onyx\*

### RUSTIC MAPLE AND MAPLE GLAZES Available with Highlight or Glaze and Highlight in HISTORIC and ICONIC.



Natural Burnt  
Sienna Glaze†



Hazelnut Burnt  
Sienna Glaze†



Sandalwood  
Burnt Sienna Glaze†



Amaretto  
Ebony Glaze†



Rumberry  
Ebony Glaze†



Ginger Snap  
Ebony Glaze†



Eagle Rock  
Sable Glaze\*†



French Roast  
Sable Glaze†



Smoke  
Ebony Glaze†

† Finish not available in Classic

\* Finish not available on Rustic Maple





(Iconic) Colby Raised Panel in Pecan on hickory

## HICKORY


Available in ICONIC and CLASSIC

- Can vary dramatically in color within a single piece of wood; from almost white to a deep, dark brown
- Bold, prominent grain patterns give it a rustic appearance
- Burls, pin knots, mineral streaks and small, sound knots are typical and are not considered defects

### HICKORY CHARACTERISTICS



Pin knots



Mineral streaks



Burl



Small sound knots

### HICKORY STAINS




Natural




Pecan




Sandalwood



Biscotti



Amaretto



Rumbeery†




French Roast



Dockside†



Smoke



Night Sky†

### HICKORY GLAZES Available with Highlight or Glaze and Highlight in HISTORIC and ICONIC.



Sandalwood Burnt Sienna Glaze†




Amaretto Ebony Glaze†



Rumbeery Ebony Glaze†




French Roast Sable Glaze†



Smoke Ebony Glaze†

† Finish not available in Classic



(Iconic) Rochelle Flat Panel in Macchiato Ebony Highlight

## PAINT GRADE

Available in HISTORIC, ICONIC and CLASSIC

- An engineered wood product with a smooth surface and a consistent core
- Paint Grade doors are durable and more resistant to warping, expansion and contraction than solid hardwoods
- Paint Grade is available in select door styles in Standard Paints and Paints with Highlight or Glaze and Highlight
- See pages 18-19 for available paint and glaze colors



# FINISHES



## STANDARD PAINT CHARACTERISTICS

① Even coverage, ② Lustrous color

## STANDARD PAINTS

Available in HISTORIC and ICONIC

Select colors available in CLASSIC


Yorktowne's Standard Paint finishes offer lustrous color and completely opaque coverage plus the flexibility to design with simplicity or sophistication.

Photo left: (Iconic) Clark Raised Panel in Divinity


## PAINTS ARE AVAILABLE ON MAPLE AND PAINT GRADE

					
Magnolia	Sea Salt*	White Icing*	Divinity*	White Chocolate*	Buff
					
Fauna	Safari	Gazelle	Coffee Break	Irish Crème*	Chai Latte*
					
Macchiato*	Sandpiper	Frappe*	Earl Grey*	Shadow	Carriage Black*
					
Gray Owl	London Fog	Perfect Storm	Dusk	Gale*	Celeste*
					
Billow	Lakeshore	Tidal	Marine	Pistachio	Bay Leaf
					
Aloe	Eucalyptus*	Cayenne	Spanish Paprika	Buttercream	Saffron
					
Curry	Blush				

## ADDITIONAL WOOD SPECIES



Carriage Black Oak\*\* and Quartersawn Oak\*



Carriage Black Hickory\*\*

\* Also available in Classic

\*\* Only available in Iconic

## PAINT WITH HIGHLIGHT

Available in HISTORIC and ICONIC

This look is achieved by hand brushing highlights on an enamel base coat, enhancing detail on profiles of doors and drawer fronts. The amount of highlight hang-up varies based on door style.

HIGHLIGHT PAINTS ARE AVAILABLE ON MAPLE AND PAINT GRADE



Magnolia  
Pewter Highlight



Sea Salt  
Pewter Highlight



White Icing  
Pewter Highlight



Divinity Burnt  
Sienna Highlight




Divinity Pewter  
Highlight



White Chocolate  
Mocha Highlight



White Chocolate  
Pewter Highlight



Irish Crème  
Pewter Highlight




Chai Latte Pewter  
Highlight



Macchiato  
Pewter Highlight



Macchiato  
Ebony Highlight




Frappe  
Ebony Highlight



Earl Grey  
Ebony Highlight



Saffron  
Mocha Highlight




Cayenne Sable  
Highlight




Dusk Ebony  
Highlight



Gale Pewter  
Highlight



Celeste Pewter  
Highlight



HIGHLIGHTED PAINT  
CHARACTERISTICS  
① Highlighted profile  
② Lustrous color




PAINT WITH GLAZE  
AND HIGHLIGHT  
CHARACTERISTICS  
① Glaze hang-up ② Patina on flat  
surfaces ③ Highlight

## PAINT WITH GLAZE AND HIGHLIGHT

Available in HISTORIC and ICONIC

This look is achieved by adding a glaze and highlight to an enamel base coat, with the amount of glaze hang-up varying based on door style.

GLAZE AND HIGHLIGHT IS AVAILABLE ON MAPLE AND PAINT GRADE



Morel Raw Umber  
Glaze & Highlight



Saffron Mocha  
Glaze & Highlight



Cayenne Sable  
Glaze & Highlight

## PAINT WITH DRY BRUSH

Available in HISTORIC and ICONIC

Our dry brush technique highlights the unique qualities of your selected door style with stunning brushstroke accents. These accents are available in seven curated designer color pairings.

DRY BRUSH IS AVAILABLE ON MAPLE AND PAINT GRADE




Sea Salt with  
Graphite Dry Brush




White Icing with  
Graphite Dry Brush



Chai Latte with  
Carob Dry Brush




Macchiato with  
Sable Dry Brush



Gray Owl with  
Graphite Dry Brush



Frappe with  
Sable Dry Brush



Celeste with  
Graphite Dry Brush



PAINT WITH DRY BRUSH  
CHARACTERISTICS  
① Dry Brushing  
② Timeworn Feel



#### PAINT WITH HEIRLOOM DISTRESSING

- ① Sand through
- ② Patina on flat surfaces
- ③ Glaze hang-up
- ④ Visible fractures at joints

## PAINT WITH HEIRLOOM DISTRESSING

Available in HISTORIC and ICONIC

This look is achieved by adding a glaze and highlight to an enamel base coat. The amount of glaze hang-up varies based on door style. Random distressing and sand through is also added to create the wear and patina of an heirloom furniture piece.

Photo left: (Iconic) Wakefield Raised Panel in Saffron Mocha Glaze and Highlight with Heirloom Distressing on maple


### PAINT WITH HEIRLOOM DISTRESSING IS AVAILABLE ON MAPLE




Morel Raw Umber  
Glaze & Highlight



Saffron Mocha  
Glaze & Highlight




Cayenne Sable  
Glaze & Highlight



Carriage Black  
Ebony Glaze


### CARRIAGE BLACK EBONY GLAZE PAINT WITH HEIRLOOM DISTRESSING IS AVAILABLE ON THESE ADDITIONAL WOODS



Cherry



Oak\* and  
Quartersawn Oak




Knotty Alder



Hickory\*

\*Only available in Iconic.



#### ANTIQUE DISTRESSING CHARACTERISTICS

- ① Sanded corners
- ② Dents
- ③ Glaze hang-up

## ANTIQUE DISTRESSING

Available in HISTORIC and ICONIC

Expert craftsmanship creates this antique look by lightly distressing the wood for a subtle, worn appearance. This decorative art form gives the wood a slightly aged feel, adding character and a one-of-a-kind patina. Characteristics inherent in this technique include sanded corners/profiles of doors and drawer fronts, as well as small dings and dents.

Antique Distressing available on cherry, knotty alder, maple and rustic maple with glaze and highlight finish in our standard offering. Rustic maple not available in Historic.

Photo: (Iconic) Sonoma Reverse Raised Panel in Cappuccino with Burnt Sienna Glaze with Antique Distressing on knotty alder



#### LEGACY DISTRESSING CHARACTERISTICS

- ① Sanded corners and profiles
- ② Dents
- ③ Glaze hang-up
- ④ Worm holes
- ⑤ Knife marks/chisel marks
- ⑥ Cowtailing
- ⑦ Rasping

## LEGACY DISTRESSING

Available in HISTORIC and ICONIC

Yorktowne's Legacy Distressed finish is created when our finish experts physically distress the wood to evoke an aged appearance. Along with the characteristics of Antique Distressing, the Legacy finish features rasping, worm holes, chisel marks, and knife splits. In addition to physical distressing elements, cowtailing is applied.

Legacy Distressing available on cherry, knotty alder, maple and rustic maple with glaze and highlight finish in our standard offering. Rustic maple not available in Historic.

Photo: (Iconic) Wallis Raised Panel in Peppercorn Ebony Glaze and Highlight with Legacy Distressing on knotty alder



COASTAL COLLECTION

Available in HISTORIC and ICONIC

These color-washed finishes allow the natural texture of the wood species selected to show through. Available with subtle dry brushed accents or in Sheer with semi-transparent coverage.

Photo Right: (Iconic) Wakefield Raised Panel in Islander with Dry Brush on maple

AVAILABLE ON MAPLE, OAK & QUARTERSAWN OAK

				
Cottage White with Dry Brush	Seagrass with Dry Brush	Islander with Dry Brush	Castle Rock with Dry Brush	Harbor Mist with Dry Brush
				
Cottage White Sheer*	Seagrass Sheer	Islander Sheer	Castle Rock Sheer	Harbor Mist Sheer

\*Finish not available on maple



WOODLAND OAKS COLLECTION

Available in HISTORIC and ICONIC

Through the application of an innovative, proprietary process, the Woodland Oaks Collection reduces the amber hue apparent in the red oak wood species to present an appearance closer to white oak. Available on select door styles in quartersawn oak in Historic and Iconic.

Photo Right: (Iconic) Brockton Flat Panel in Lynx on Quartersawn Oak

AVAILABLE ON QUARTERSAWN OAK

			
Lynx	Caribou	Kestrel	Marten





(Historic) **Langdon** in Buckskin Appaloosa on maple



## APPALOOSA COLLECTION


Available in HISTORIC and ICONIC

Appaloosa finish characteristics include a semi-transparent stain, distressing (including sanded corners and profiles, dents, worm holes, knife marks, and cowtailing) and glaze hang-up. Glaze brushed accents are also added to enhance the depth of the finish. All physical and finish elements are hand applied, giving each piece a unique time-worn appearance.


Appaloosa finishes available on maple, rustic maple, cherry and knotty alder.  
Rustic maple not available in Historic.

Photo Left: (Iconic) Brookhill Raised Panel in Peppered Appaloosa on maple

### APPALOOSA FINISHES



Stormy  
Appaloosa



Peppered  
Appaloosa



Buckskin  
Appaloosa



Silver Appaloosa



Dove Appaloosa




## STONEY BROOKE COLLECTION

Available in HISTORIC and ICONIC


This unique finish is achieved by artfully brushing multiple glaze materials onto a stained surface. Thicker than a normal glaze, the varying shades of application create a subtle textural feel and appearance. Available on select door styles in quartersawn oak in Historic and oak and quartersawn oak in Iconic.

Photo Left: (Iconic) Craftsman Raised Panel in Greystone on oak

### STONEY BROOKE FINISHES



Greystone



Cobblestone



Boulder



# FINISH SELECT PROGRAM

Available in HISTORIC and ICONIC

Finish Select uses stains, Standard Paint, Custom Paint or Coastal colors as the base material, but provides more versatility to achieve the look you want. Take it a step further by including a distressed application.

Once a door style and species is chosen, follow these steps to make your selection. Remember to order and approve a sample door before a final order is placed.

## 1 PICK YOUR BASE COLOR


## 2 PICK YOUR GLAZE



BURNT SIENNA



EBONY



MOCHA



RAW UMBER




SABLE




PEWTER\*

## 3 PICK YOUR GLAZE APPLICATION




HIGHLIGHT ONLY



GLAZE AND HIGHLIGHT

## 4 ADD DRY BRUSH

Light dry brushed taupe accents available on any base color.



## 5 PICK YOUR DISTRESSING



**HEIRLOOM**  
Machine dents, sand through



**ANTIQUE**  
Hand dents, round over



**LEGACY**  
Antique plus rasping, worm holes, chisel marks, knife splits, and cowtailing

\*Available in Highlight only.



# CABINET CONSTRUCTION

OVERLAY CABINETRY EXAMPLE



INSET CABINETRY EXAMPLE

Historic plywood standard construction shown.



OVERLAY CABINETRY EXAMPLE

Iconic plywood construction shown. Plywood construction is an upgrade.

	CLASSIC	ICONIC	HISTORIC
1 INTERIOR	Light maple print	Light maple print	Maple veneer with clear finish
2 FACE FRAME	3/4" thick solid wood		
3 END PANELS	Laminated furniture board	Laminated furniture board	Maple plywood
	1/2" thick - optional upgrade to 3/4" thick plywood		
4 TOP AND BOTTOM	Laminated furniture board	Laminated furniture board	Maple plywood
	1/2" thick		3/4" thick
5 BACK	Laminated furniture board	Laminated furniture board	Maple plywood
	1/8" thick		
6 I-BEAM	Furniture board	Furniture board	Plywood
	Dadoed into end panels to keep cabinet square, 1/2" thick		1/2" thick
7 HANGER RAIL	Furniture board or plywood	Furniture board or plywood	Furniture board or plywood
	1/2" thick - Pocket screwed for superior strength		
8 SHELVES	Laminated furniture board	Laminated furniture board	Maple plywood
	3/4" thick - optional upgrade to roll-out trays		
8 SHELF SUPPORTS SOLID METAL	Silver finish; slides into pre-drilled holes for simple shelf adjustability.		
9 HINGES	Quiet Close hinge		Barrel hinge available in four finishes Concealed or Barrel hinge
10 TOE KICK	Furniture board	Furniture board	Plywood
	1/2" thick - fully enclosed		
11 MAGNETIC CATCH	Silver finish		
WARRANTY	Lifetime Limited		

NOTE: Optional upgrade to plywood available for Classic and Iconic: interior receives maple veneer with clear finish; exterior end panels are unfinished plywood, specify finished end treatments for exposed ends of cabinetry.  
Furniture board is a durable engineered composite material made of densely compressed wood fibers, providing strength and consistency for long lasting cabinet construction.



### STANDARD on all product lines

- Quiet Close, full-extension drawer guides
  - Controlled drawer closure — won't slam shut!
- Quiet Close doors
  - Integrated hinge with controlled door closure — won't slam shut!

### OPTIONAL UPGRADE on Historic and Iconic

- Quiet Close, full-extension, heavy-duty drawer guides
  - Controlled drawer closure plus 135 lb. capacity

# DRAWER CONSTRUCTION

We use the same solid construction techniques across all our product lines, giving you trustworthy durability and lasting strength. Drawers feature:

- $\frac{5}{8}$ " thick hardwood sides
- $\frac{1}{4}$ " thick fully-captured drawer bottom
- Furniture-quality dovetail construction
- Sealed with clear coat for easy cleaning

NOTE: Wood character and color variations are visible in hardwood.



Fully captured drawer bottom



Dovetail construction

---


## PLYWOOD

We ensure that our plywood meets or exceeds the highest standards for air quality (including TSCA Title VI and CARB emissions standards).

For plywood upgrade cabinets, we use only the highest grade materials, including two types of plywood:

- Traditional plywood with an all-fir-crossband core has an ideal strength-to-weight ratio for many cabinet parts, so it is used for end panels, shelves, I-beams, hanging rails, etc.
- Engineered plywood with an MDF crossband core creates a superior surface for accepting stains and paints, so it is used for finished surfaces such as finished ends and matching finished interiors.

Visit [yorktownecabinetry.com](http://yorktownecabinetry.com) for more details.







(Iconic) **Shaw** Flat Panel in Carriage Black with Magnolia accent



RICH IN STYLE. DEEP IN SPIRIT.

10501 10th Street | Waconia, MN 55387

YORKTOWNECABINETRY.COM



**Product Availability**

Styles and product availability may vary slightly from those shown in this guide due to material availability and/or improvements to our designs. Specifications are subject to change without notice.

**Photography Limitations**

Product photography and illustrations have been reproduced as accurately as print and web technologies permit. To ensure highest satisfaction, we suggest you view an actual sample from your nearest Yorktowne dealer for best color, wood grain and finish representation.

