



A quick reference guide to Medallion's door styles, wood species and finishes for Platinum, Gold and Silverline.



FINDING HOME

Whether you're breathing new life into an existing space or creating something brand new, reflect your own excellent taste with Medallion's plentiful offerings. With cabinetry styles from classic to cutting edge, you'll find doors and finishes that express your own personal flair. No matter what you envision, find the perfect look here—your inspired space awaits.

INSET – Platinum

FACE FRAME OPTIONS

- Beaded face frame includes a rounded groove within the face frame, closest to the doors/drawer fronts.
- Non-beaded face frame maintains original specifications.



Beaded



Non-beaded

HINGE OPTIONS

- Concealed hinge with integrated Quiet Close (not visible from the cabinet exterior).
- Barrel hinges include a finial detail; are visible from the exterior and are offered in four finishes.



Flat Black



Antique Brass



Nickel



Oil Rubbed Bronze

FRAMED – Gold and Silverline

FULL OVERLAY VS. HALF OVERLAY

Gold and Silverline door styles are either full or half overlay. Full overlay door styles cover almost the entire face frame when closed and requires hardware. Half overlay door styles cover part of the face frame when closed and can function without hardware.



Full Overlay



Half Overlay

Cover: (GOLD) Monona Reverse Raised Panel in Night Sky on cherry and Monona Flat Panel in Magnolia on maple

Opposite Page: (GOLD) Apollo in Dockside on cherry and Sandpiper, with Carlton in oil-rubbed bronze and Clear glass

PLATINUM

Door Styles

Wood Species ▶ Price Group

AKnotty Alder

CCherry

MMaple

PPaint Grade

QQuartersawn Oak

AMESBURY
maple Irish Crème



A ▶ 9
C ▶ 9
M ▶ 8
Q ▶ 9

BAHAMAS
knotty alder Peppercorn Appaloosa



A ▶ 5
C ▶ 5
M ▶ 4

BAYSIDE
maple Bay Leaf



A ▶ 2
C ▶ 2
M ▶ 1
P ▶ 1
Q ▶ 1

CALISTOGA
knotty alder Amaretto Ebony Glaze
and Highlight Legacy Distressing



A ▶ 6
C ▶ 6
M ▶ 5

CAMELOT
maple Lakeshore



A ▶ 8
C ▶ 8
M ▶ 7

CHELSEA
knotty alder Natural



A ▶ 4
C ▶ 4
M ▶ 3
P ▶ 1

CRAFTSMAN
cherry Cappuccino Burnt Sienna
Glaze and Highlight



A ▶ 3
C ▶ 3
M ▶ 2
Q ▶ 2

DANA POINTE
cherry Peppercorn Ebony Glaze
and Highlight



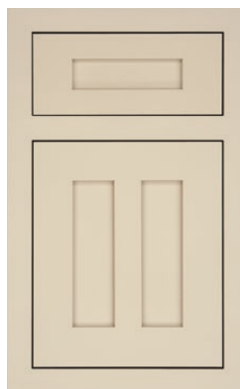
A ▶ 7
C ▶ 7
M ▶ 6

DEVONSHIRE
cherry Espresso



A ▶ 8
C ▶ 8
M ▶ 7

HUDSON FALLS
maple Chai Latte



A ▶ 5
C ▶ 5
M ▶ 4
Q ▶ 4

JARRETT
quartersawn oak French Roast




A ▶ 5
C ▶ 5
M ▶ 4
Q ▶ 4
P ▶ 2

LOXLEY
cherry Silver Appaloosa



C ▶ 6
M ▶ 5

MADISON
maple White Icing



A ▶ 5
C ▶ 5
M ▶ 4
P ▶ 2

MIDDLETON
knotty alder Smoke



A ▶ 6
C ▶ 6
M ▶ 5
Q ▶ 5

MONONA
maple Sea Salt
Graphite Dry Brush



A ▶ 6
C ▶ 6
M ▶ 5
Q ▶ 5

OASIS
quartersawn oak Greystone



A ▶ 6
C ▶ 6
M ▶ 5
Q ▶ 5

OSBORN
maple Pistachio



A ▶ 7
C ▶ 7
M ▶ 6
Q ▶ 6

PROVIDENCE
maple Irish Crème



A ▶ 5
C ▶ 5
M ▶ 4
P ▶ 2
Q ▶ 4

SANTA CRUZ
maple Sea Salt



A ▶ 2
C ▶ 2
M ▶ 1
P ▶ 1
Q ▶ 1

STOCKTON
maple Macchiato



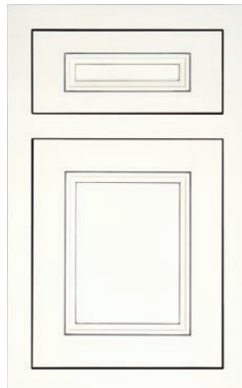
A ▶ 4
C ▶ 4
M ▶ 2
Q ▶ 2

VENICE
maple Frappe



A ▶ 8
C ▶ 8
M ▶ 7

WALDORF
maple White Icing Pewter Highlight



A ▶ 6
C ▶ 6
M ▶ 5

WELLINGTON
maple Earl Grey



A ▶ 8
C ▶ 8
M ▶ 7



(PLATINUM) Osborn in Pistachio on maple

GOLD Door Styles

ONE STYLE FOUR OPTIONS

Medallion makes it easy to create a style truly inspired by you. You can choose your door style as well as the center panel to create a unique look. Raised, reverse raised, flat, beaded—the pick your panel option is available on a variety of door styles.

All of our style options can be seen on pages 8-9. The corresponding panel options, with species availability and price group information, are shown in the charts below.



Pick-A-Panel Door Styles Price Group Chart*

DOOR STYLE	FLAT PANEL								REVERSE RAISED								RAISED								BEADED							
	CHERRY	HICKORY	KNOTTY ALDER	PAINT GRADE	MAPLE	RUSTIC MAPLE	OAK	QS OAK	CHERRY	HICKORY	KNOTTY ALDER	PAINT GRADE	MAPLE	RUSTIC MAPLE	OAK	QS OAK	CHERRY	HICKORY	KNOTTY ALDER	PAINT GRADE	MAPLE	RUSTIC MAPLE	OAK	QS OAK	CHERRY	HICKORY	KNOTTY ALDER	PAINT GRADE	MAPLE	RUSTIC MAPLE	OAK	QS OAK
Briarwood	2	1	3	-	1	1	1	-	5	1	5	-	2	2	1	-	5	1	5	-	2	2	1	-	-	-	-	-	-	-	-	-
Brookhill	3	1	5	1	2	2	1	8	7	3	7	2	4	4	3	11	7	3	7	2	4	4	3	10	-	-	-	-	-	-	-	-
Calistoga	6	4	6	-	5	-	5	-	10	8	10	-	9	-	8	-	10	8	10	-	9	-	8	-	-	-	-	-	-	-	-	-
Camelot	6	-	6	-	5	-	5	-	11	-	11	-	10	-	9	-	11	-	11	-	10	-	9	-	-	-	-	-	-	-	-	-
Craftsman	5	3	5	-	4	4	3	8	7	5	7	-	6	6	5	10	7	5	7	-	6	6	5	10	-	-	-	-	-	-	-	-
Dana Pointe	4	2	4	1	3	3	2	-	6	4	6	3	5	5	4	-	6	4	6	3	5	5	4	-	7	5	7	-	6	6	5	-
Devonshire	8	6	8	-	7	-	6	-	10	8	10	-	9	-	8	-	10	8	10	-	9	-	8	-	11	9	11	-	10	-	9	-
Ellison	5	3	5	-	4	4	4	-	9	7	9	-	8	8	7	-	9	7	9	-	8	8	7	-	-	-	-	-	-	-	-	-
Hudson Falls	6	4	6	-	5	5	4	7	7	5	7	-	6	6	5	8	-	-	-	-	-	-	-	-	-	-	-	-	-	-	-	-
Jarrett	4	2	4	1	3	3	2	7	6	4	6	3	5	5	4	9	-	-	-	-	-	-	-	-	-	-	-	-	-	-	-	-
Loxley	8	6	-	-	7	-	6	-	11	8	-	-	9	-	9	-	11	8	-	-	9	-	9	-	-	-	-	-	-	-	-	-
Madison	4	2	4	1	3	3	2	-	8	6	8	5	7	7	6	-	8	6	8	5	7	7	6	-	-	-	-	-	-	-	-	-
Mendocino	7	5	7	-	6	6	5	-	8	6	8	-	7	7	6	-	-	-	-	-	-	-	-	-	-	-	-	-	-	-	-	-
Mission	6	4	6	3	5	5	4	7	7	5	7	4	6	6	5	8	7	5	7	4	6	6	5	8	-	-	-	-	-	-	-	-
Monona	7	5	7	-	6	6	5	10	9	7	9	-	8	8	7	12	-	-	-	-	-	-	-	-	-	-	-	-	-	-	-	-

*Pricing is subject to change - check 2020 for final pricing

1 PICK YOUR STYLE

DEVONSHIRE



Dealers: See Section 200 of your Gold Specifications Manual for additional details.

2 PICK YOUR PANEL



FLAT PANEL



REVERSE RAISED



RAISED PANEL



BEADED PANEL

Pick-A-Panel Door Styles Price Group Chart*

DOOR STYLE	FLAT PANEL								REVERSE RAISED								RAISED								BEADED							
	CHERRY	HICKORY	KNOTTY ALDER	PAIN'T GRADE	MAPLE	RUSTIC MAPLE	OAK	QS OAK	CHERRY	HICKORY	KNOTTY ALDER	PAIN'T GRADE	MAPLE	RUSTIC MAPLE	OAK	QS OAK	CHERRY	HICKORY	KNOTTY ALDER	PAIN'T GRADE	MAPLE	RUSTIC MAPLE	OAK	QS OAK	CHERRY	HICKORY	KNOTTY ALDER	PAIN'T GRADE	MAPLE	RUSTIC MAPLE	OAK	QS OAK
Napa Valley	2	1	3	-	1	1	1	-	5	1	5	-	2	2	1	-	5	1	5	-	2	2	1	-	-	-	-	-	-	-	-	-
Park Place	6	4	6	3	5	5	4	7	7	5	7	4	6	6	5	8	7	5	7	4	6	6	5	8	-	-	-	-	-	-	-	-
Potter's Mill	4	2	4	1	3	3	2	9	7	5	7	4	6	6	5	12	7	5	7	4	6	6	5	12	8	6	8	-	7	7	6	-
Providence	6	4	6	3	5	5	4	11	8	6	8	5	7	7	6	12	8	6	8	5	7	7	6	12	-	-	-	-	-	-	-	-
Rushmore	4	2	4	-	3	3	2	-	8	6	8	-	7	7	6	-	8	6	8	-	7	7	6	-	-	-	-	-	-	-	-	-
Sonoma	7	5	7	4	6	6	5	-	8	6	8	5	7	7	6	-	8	6	8	5	7	7	6	-	-	-	-	-	-	-	-	-
Stockton	3	1	3	1	2	2	1	8	6	4	6	3	5	5	4	11	6	4	6	3	5	5	4	11	-	-	-	-	-	-	-	-
Stratford	2	1	3	-	1	1	1	-	5	1	5	-	2	2	1	-	5	1	5	-	2	2	1	-	-	-	-	-	-	-	-	-
Valencia	8	-	-	-	7	-	-	-	9	-	-	-	8	-	-	-	9	-	-	-	8	-	-	-	-	-	-	-	-	-	-	-
Venice	7	-	7	-	6	-	-	-	9	-	9	-	8	-	-	-	9	-	9	-	8	-	-	-	-	-	-	-	-	-	-	-
Wakefield	8	-	8	-	7	-	-	-	11	-	11	-	10	-	-	-	11	-	11	-	10	-	-	-	-	-	-	-	-	-	-	-
Wallace	4	2	4	1	3	-	2	5	7	5	7	4	6	6	5	8	-	-	-	-	-	-	-	-	-	-	-	-	-	-	-	-
Wellington	5	3	5	-	4	4	3	-	9	7	9	-	8	8	7	-	9	7	9	-	8	8	7	-	-	-	-	-	-	-	-	-
Windwood	3	1	5	-	2	2	1	-	7	3	7	-	4	4	3	-	7	3	7	-	4	4	3	-	-	-	-	-	-	-	-	-
York	7	-	-	-	6	-	-	-	9	-	-	-	8	-	-	-	9	-	-	-	8	-	-	-	-	-	-	-	-	-	-	-

*Pricing is subject to change - check 2020 for final pricing

GOLD

Pick-a-Panel Door Styles

Center panel availability, wood species availability and price group information on pages 6-7.

BRIARWOOD
RAISED PANEL



knotty alder Natural

BROOKHILL
RAISED PANEL



Dusk

CALISTOGA
RAISED PANEL



maple Silver Appaloosa

CAMELOT
RAISED PANEL



maple White Icing

CRAFTSMAN
REVERSE RAISED PANEL



maple Eucalyptus

DANA POINT
RAISED PANEL



knotty alder Amaretto

DEVONSHIRE
RAISED PANEL



cherry Peppercorn

ELLISON
FLAT PANEL



maple Perfect Storm

HUDSON FALLS
FLAT PANEL



maple Seagrass Sheer

JARRETT
FLAT PANEL



rustic maple Dockside

LOXLEY
FLAT PANEL



maple Buff

MADISON
RAISED PANEL



cherry Sandalwood
Burnt Sienna Glaze and Highlight

MENDOCINO
FLAT PANEL



hickory French Roast Sable
Highlight

MISSION
REVERSE RAISED PANEL



maple Marine

MONONA
REVERSE RAISED PANEL



maple Pistachio

Full Overlay

NAPA VALLEY
REVERSE RAISED PANEL



maple Smoke Ebony Highlight

Half Overlay

PARK PLACE
RAISED PANEL



Gale

Full Overlay

POTTER'S MILL
FLAT PANEL



Sea Salt

Full Overlay

PROVIDENCE
FLAT PANEL



Frappe Ebony Highlight

Full Overlay

RUSHMORE
REVERSE RAISED PANEL



maple Smoke Ebony Glaze
and Highlight

Full Overlay

SONOMA
RAISED PANEL



oak Cottage White Sheer

Full Overlay

STOCKTON
REVERSE RAISED PANEL



maple Earl Grey

Full Overlay

STRATFORD
RAISED PANEL



maple Carriage Black Ebony Glaze
with Heirloom Distressing

Half Overlay

VALENCIA
RAISED PANEL



cherry Pecan Burnt Sienna Glaze
and Highlight with Legacy Distressing

Full Overlay

VENICE
RAISED PANEL



maple Bay Leaf

Full Overlay

WAKEFIELD
RAISED PANEL



knotty alder Cappuccino

Full Overlay

WALLACE
REVERSE RAISED PANEL



quartersawn oak Hearth

Full Overlay

WELLINGTON
RAISED PANEL



knotty alder Eagle Rock Sable
Glaze and Highlight

Full Overlay

WINDWOOD
FLAT PANEL



cherry Buckskin Appaloosa

Full Overlay

YORK
REVERSE RAISED PANEL



maple Amaretto Ebony Glaze
and Highlight

Full Overlay

GOLD

Specialty Door Styles

Wood Species ▶ Price Group

A.....Knotty Alder
 C.....Cherry
 H.....Hickory
 M.....Maple
 R.....Rustic Maple
 O.....Oak
 P.....Paint Grade
 Q.....Quartersawn Oak
 SC....Straight-Grain Cherry
 SM...Straight-Grain Maple
 SQ...Straight-Grain Quartersawn Oak



(GOLD) Middleton with Flat Panel
 in Safari and Eucalyptus

APOLLO
 Gray Owl



C ▶ 7
 H ▶ 5
 M ▶ 6
 O ▶ 5

Full Overlay

BAHAMAS
 Macchiato



A ▶ 10
 C ▶ 10
 H ▶ 8
 M ▶ 9
 R ▶ 9
 O ▶ 8

Full Overlay

BELLA
 straight-grain quartersawn oak
 Islander Dry Brush



P ▶ 3
 SC ▶ 7
 SM ▶ 5
 SQ ▶ 8

Full Overlay

CASEY
 oak Eagle Rock



C ▶ 7
 H ▶ 5
 M ▶ 6
 O ▶ 5

Full Overlay

GLENWOOD
 cherry Peppered Appaloosa



C ▶ 5
 M ▶ 4
 R ▶ 4
 O ▶ 3

Full Overlay

MIDDLETON
 cherry Cappuccino



A ▶ 5
 C ▶ 5
 M ▶ 4

Full Overlay

OSBORN
 maple Sea Salt



A ▶ 4
 C ▶ 4
 H ▶ 2
 M ▶ 3
 O ▶ 2
 Q ▶ 7
 R ▶ 3

Full Overlay

VICTORIA
 cherry Onyx



C ▶ 9
 M ▶ 8

Full Overlay

YUKON
 hickory Natural



H ▶ 7
 R ▶ 8

Full Overlay

SILVERLINE

Door Styles

Wood Species ▶ Price Group

A.....Knotty Alder
C.....Cherry
H.....Hickory
M.....Maple
O.....Oak
P.....Paint Grade

OPTIONAL UPGRADE TO FIVE-PIECE DRAWER FRONT


Most standard Silverline drawer fronts are slab. Medallion offers the option to upgrade to a five-piece drawer front that matches the door style chosen. Five-piece drawer fronts are another way Medallion can make cabinets unique to you.



CARLISLE



COLUMBIA



CALDWELL



CARAWAY



FLETCHER



JACKSON



LIBERTY



LANCASTER



SCRANTON



WALTON



WINSTON



WYATT



(SILVERLINE) Fletcher in Peppercorn on cherry

SILVERLINE

Door Styles

Wood Species ▶ Price Group

A Knotty Alder
C Cherry
H Hickory
M Maple
O Oak
P Paint Grade

AVALON
oak Seagrass Sheer

C ▶ 3
H ▶ 2
M ▶ 3
O ▶ 2



Full Overlay

CALDWELL
maple White Icing

C ▶ 5
M ▶ 5
O ▶ 5



Full Overlay

CARAWAY
cherry Peppercorn

C ▶ 3
M ▶ 4



Full Overlay

CARLISLE
maple White Chocolate

C ▶ 5
M ▶ 5



Full Overlay

COLUMBIA
maple Hazelnut

A ▶ 4
C ▶ 3
M ▶ 4
O ▶ 3



Half Overlay

FLETCHER
cherry Chestnut

C ▶ 5
M ▶ 5



Full Overlay

GREELEY
Irish Crème

P ▶ 1



Full Overlay

JACKSON
maple Eagle Rock


A ▶ 4
C ▶ 1
H ▶ 2
M ▶ 3
O ▶ 1
P ▶ 1



Full Overlay

LANCASTER
maple White Icing

A ▶ 4
C ▶ 2
H ▶ 2
M ▶ 3
O ▶ 1
P ▶ 1



Full Overlay

LIBERTY
maple Onyx

M ▶ 4
O ▶ 3
P ▶ 1



Half Overlay

SCRANTON
knotty alder Chestnut

A ▶ 4
C ▶ 2
H ▶ 3
M ▶ 4
O ▶ 2
P ▶ 1



Half Overlay

WALTON
knotty alder Smoke

A ▶ 4
C ▶ 2
H ▶ 2
M ▶ 4
O ▶ 2
P ▶ 1



Full Overlay

WINSTON
maple Sandalwood

A ▶ 5
C ▶ 4
H ▶ 4
M ▶ 5



Full Overlay

WYATT
oak Castle Rock Sheer

C ▶ 4
M ▶ 5
O ▶ 4



Full Overlay

WOOD SPECIES

OAK

Available in Gold and Silverline

- Open grain patterns vary from close-knit and vertical to prominent and arched
- Colors range from light tan and pink to medium dark red and brown
- May contain small mineral streaks and some pin knots

QUARTERSAWN OAK

Available in Platinum and Gold

- Quartered and cut at a 90-degree angle to the growth ring of the tree to create close-knit vertical grain pattern
- Exposes a beautiful aspect of the grain called flake
- Colors range from light tan and pink to medium dark red and brown
- Dense, heavy wood that is very strong and resists shock
- Typical in Mission or Arts and Crafts styling



(GOLD) Hudson Falls Flat Panel quartersawn oak in Natural



(SILVERLINE) Lancaster oak in Natural


OAK CHARACTERISTICS



Pin knots



Mineral streaks



Close-knit, vertical grain



Prominent, arched grain

QUARTERSAWN OAK CHARACTERISTICS



Flake

QUARTERSAWN OAK AND OAK STAINS



Natural




Hazelnut




Pecan



Sandalwood




Cappuccino[†]



Biscotti




Chestnut^{**†}




Amaretto




Eagle Rock




French Roast




Hearth[†]




Espresso^{*}



Peppercorn




Dockside[†]



Smoke



Onyx



Night Sky[†]


* Finish not available on Quartersawn Oak

** Finish not available on Oak

† Finish not available in Silverline

QUARTERSAWN OAK AND OAK GLAZES

Available with Highlight or Glaze and Highlight in Platinum and Gold.



Sandalwood Burnt Sienna Glaze[†]




Cappuccino Burnt Sienna Glaze^{**†}



Amaretto Ebony Glaze^{**†}



Eagle Rock Sable Glaze[†]



French Roast Sable Glaze[†]



Peppercorn Ebony Glaze^{**†}



Smoke Ebony Glaze[†]

HIGHLIGHT ONLY

Hand brushing glaze on select profiles of doors, drawer fronts, moldings, and accessories to accent and define detail without changing the overall base color.

GLAZE AND HIGHLIGHT

Glazing to change the base color and highlighting to define details on doors, drawer fronts, moldings, and accessories.



(GOLD) Brookhill Raised Panel
in Natural on cherry

CHERRY

Available in Platinum, Gold and Silverline

- Rich color and smooth, flowing grain patterns
- Color varies from light pink to dark brown; variations are more prominent with lighter stains
- Will darken or mellow with age, a change that is more noticeable with light stains—sun exposure greatly accelerates this process

CHERRY CHARACTERISTICS



Pin knots



Mineral streaks




Pitch pockets



Sap wood


CHERRY STAINS




Natural




Pecan




Sandalwood




Cappuccino†



Biscotti



Chestnut




Amaretto




Ginger Snap




Eagle Rock




French Roast



Hearth†



Espresso




Peppercorn




Dockside†



Smoke



Onyx



Night Sky†

CHERRY GLAZES Available with Highlight or Glaze and Highlight in Platinum and Gold.




Natural Burnt
Sienna Glaze†




Pecan Burnt
Sienna Glaze†



Sandalwood
Burnt Sienna Glaze†




Cappuccino Burnt
Sienna Glaze†



Amaretto
Ebony Glaze†



Ginger Snap
Ebony Glaze†



Eagle Rock
Sable Glaze†



French Roast
Sable Glaze†



Peppercorn
Ebony Glaze†



Smoke
Ebony Glaze†

† Finish not available in Silverline




(GOLD) Brookhill Reverse Raised Panel
in Chestnut Ebony Highlight on knotty alder

KNOTTY ALDER

Available in Platinum, Gold and Silverline

- A rich-looking wood that blends well with cherry
- Color is very uniform light brown with a reddish tinge
- Fairly straight-grained, uniform texture
- Contains pin knots, open and closed knots of various sizes, checking and mineral streaks which are typical and not considered defects. Knots may be in locations which affect hardware placement.

KNOTTY ALDER CHARACTERISTICS



Checking



Pin knots



Mineral streaks



Open knots



Closed knots


KNOTTY ALDER STAINS



Natural



Hazelnut




Sandalwood




Cappuccino†



Biscotti




Chestnut




Amaretto




Eagle Rock



French Roast




Hearth†




Peppercorn




Dockside†



Smoke



Onyx



Night Sky†

KNOTTY ALDER GLAZES Available with Highlight or Glaze and Highlight in Platinum and Gold.



Natural Burnt
Sienna Glaze†



Hazelnut Burnt
Sienna Glaze†



Sandalwood Burnt
Sienna Glaze†



Cappuccino Burnt
Sienna Glaze†



Chestnut
Ebony Glaze†



Amaretto
Ebony Glaze†



Eagle Rock
Sable Glaze†



French Roast
Sable Glaze†



Peppercorn
Ebony Glaze†



Smoke Ebony
Glaze†

† Finish not available in Silverline



(GOLD) Devonshire Flat Panel
in Hazelnut on maple



(GOLD) Park Place Reverse Raised
Panel in Hazelnut on rustic maple

MAPLE

Available in *Platinum, Gold and Silverline*

- Smooth texture with tight, uniform grain patterns
- Color is creamy white, varying slightly from almost bright white to light pink or reddish brown
- Contains a natural resin that causes the wood to turn amber as it ages, a change that is more noticeable with light stains. Sun exposure greatly accelerates this process.

RUSTIC MAPLE

Available in *Gold*

- A dense hardwood with smooth texture and closed grain pattern
- Colors range from creamy whites and light tans to almost black in knotty areas. Bark pockets and mineral streaks can be evident in a single stave of wood.
- Color shift is more evident in lighter finishes
- Medium and dark finishes obscure much of the wood's color variation and the overall finish appears more consistent

MAPLE CHARACTERISTICS



Mineral
streaks

Curly grain

RUSTIC MAPLE CHARACTERISTICS



Open knot

Worm holes

Worm tracking

Mineral streaks

Vibrant color

Closed knot

Bark pockets

Non-structural
splits

RUSTIC MAPLE AND MAPLE STAINS



Natural



Hazelnut



Sandalwood




Biscotti



Chestnut



Amaretto




Ginger Snap




Eagle Rock



French Roast




Hearth†




Espresso*



Dockside†



Smoke



Onyx*

RUSTIC MAPLE AND MAPLE GLAZES Available with Highlight or Glaze and Highlight in Platinum and Gold.



Natural Burnt
Sienna Glaze†



Hazelnut Burnt
Sienna Glaze†



Sandalwood
Burnt Sienna Glaze†



Amaretto
Ebony Glaze†



Ginger Snap
Ebony Glaze†



Eagle Rock
Sable Glaze†*



French Roast
Sable Glaze†



Smoke Ebony
Glaze†

† Finish not available in Silverline

* Finish not available on Rustic Maple



(GOLD) Calistoga Raised Panel
in Pecan on hickory

HICKORY

Available in Gold and Silverline

- Can vary dramatically in color within a single piece of wood; from almost white to a deep, dark brown
- Bold, prominent grain patterns give it a rustic appearance
- Burls, pin knots, mineral streaks and small, sound knots are typical and are not considered defects

HICKORY CHARACTERISTICS




Pin knots



Mineral streaks



Burl



Small sound
knots

HICKORY STAINS



Natural




Pecan




Sandalwood




Biscotti




Amaretto




French Roast



Dockside†



Smoke



Night Sky†

†Finish not available in Silverline

HICKORY GLAZES Available with Highlight or Glaze and Highlight in Platinum and Gold.




Sandalwood
Burnt Sienna Glaze†



Amaretto
Ebony Glaze†



French Roast
Sable Glaze†



Smoke Ebony
Glaze†



(GOLD) Providence Flat Panel
Macchiato Ebony Highlight

PAINT GRADE

Available in Platinum, Gold and Silverline

- An engineered wood product with a smooth surface and a consistent core
- Durable and more resistant to warping, expansion and contraction than solid hardwoods
- Available in select door styles in Paints and Paints with Highlight or Glaze and Highlight
- See pages 18-19 for available paint and glaze colors

FINISHES

STANDARD PAINTS

Available in Platinum and Gold

Select colors available in Silverline

Medallion's Standard Paint finishes offer lustrous color and completely opaque coverage plus the flexibility to design with simplicity or sophistication.

Photo left: (GOLD) Camelot Raised Panel in Divinity on maple




STANDARD PAINT CHARACTERISTICS

① Even coverage, ② Lustrous color

PAINTS ARE AVAILABLE ON MAPLE AND PAINT GRADE

					
Magnolia	Sea Salt*	White Icing*	Divinity*	White Chocolate*	Buff
					
Fauna	Safari	Gazelle	Coffee Break	Irish Crème*	Chai Latte*
					
Macchiato*	Sandpiper	Frappe*	Earl Grey*	Shadow	Carriage Black*
					
Gray Owl	London Fog	Perfect Storm	Dusk	Gale*	Celeste*
					
Billow	Lakeshore	Tidal	Marine	Pistachio	Bay Leaf
					
Carriage Black Oak** and Quartersawn Oak*	Carriage Black Hickory**	Aloe	Eucalyptus*	Cayenne	Spanish Paprika
				<p>* Also available in Silverline ** Only available in Gold</p>	
Buttercream	Saffron	Curry	Blush		

ADDITIONAL WOOD SPECIES



Carriage Black Oak** and Quartersawn Oak*



Carriage Black Hickory**

PAINT WITH HIGHLIGHT

Available in Platinum and Gold

This look is achieved by hand brushing highlights on an enamel base coat, enhancing detail on profiles of doors and drawer fronts. The amount of highlight hang-up varies based on door style.

HIGHLIGHT PAINTS ARE AVAILABLE ON MAPLE AND PAINT GRADE



HIGHLIGHTED PAINT CHARACTERISTICS


- ① Highlighted profile
- ② Lustrous color

PAINT WITH GLAZE AND HIGHLIGHT

Available in Platinum and Gold

This look is achieved by adding a glaze and highlight to an enamel base coat, with the amount of glaze hang-up varying based on door style.

GLAZE AND HIGHLIGHT IS AVAILABLE ON MAPLE AND PAINT GRADE



PAINT WITH GLAZE AND HIGHLIGHT CHARACTERISTICS


- ① Glaze hang-up
- ② Patina on flat surfaces
- ③ Highlight

PAINT WITH DRY BRUSH

Available in Platinum and Gold

Our dry brush technique highlights the unique qualities of your selected door style with stunning brushstroke accents. These accents are available in seven curated designer color pairings.

DRY BRUSH IS AVAILABLE ON MAPLE AND PAINT GRADE



PAINT WITH DRY BRUSH CHARACTERISTICS

- ① Brushed glaze
- ② Timeworn Feel



PAINT WITH HEIRLOOM DISTRESSING

- ① Sand Through
- ② Patina on flat surfaces
- ③ Glaze hang-up
- ④ Visible fractures at joints

PAINT WITH HEIRLOOM DISTRESSING

Available in Platinum and Gold

This look is achieved by adding a glaze and highlight to an enamel base coat. The amount of glaze hang-up varies based on door style. Random distressing and sand through is also added to create the wear and patina of an heirloom furniture piece.

Photo left: (GOLD) Wakefield Raised Panel in Saffron Mocha Glaze and Highlight with Heirloom Distressing on maple

PAINT WITH HEIRLOOM DISTRESSING IS AVAILABLE ON MAPLE




Morel Raw Umber
Glaze & Highlight



Saffron Mocha
Glaze & Highlight



Cayenne Sable
Glaze & Highlight



Carriage Black
Ebony Glaze

CARRIAGE BLACK EBONY GLAZE PAINT WITH HEIRLOOM DISTRESSING IS AVAILABLE ON THESE ADDITIONAL WOODS




Cherry



Oak* and
Quartersawn Oak



Knotty Alder



Hickory*

*Only available in Gold



ANTIQUE DISTRESSING CHARACTERISTICS

- ① Sanded corners
- ② Dents
- ③ Glaze hang-up

ANTIQUE DISTRESSING

Available in Platinum and Gold

Expert craftsmanship creates this antique look by lightly distressing the wood for a subtle, worn appearance. This decorative art form gives the wood a slightly aged feel, adding character and a one-of-a-kind patina. Characteristics inherent in this technique include sanded corners/profiles of doors and drawer fronts, as well as small dings and dents.

Antique Distressing available on cherry, knotty alder, maple and rustic maple with glaze and highlight finish in our standard offering. Rustic maple not available in Platinum.

Photo left: (GOLD) Sonoma Reverse Raised Panel in Cappuccino with Burnt Sienna Glaze with Antique Distressing on knotty alder



LEGACY DISTRESSING CHARACTERISTICS

- ① Sanded corners and profiles
- ② Dents
- ③ Glaze hang-up
- ④ Worm holes
- ⑤ Knife marks/chisel marks
- ⑥ Cowtailing
- ⑦ Rasping

LEGACY DISTRESSING

Available in Platinum and Gold

Medallion's Legacy Distressed finish is created when our finish experts physically distress the wood to evoke an aged appearance. Along with the characteristics of Antique Distressing, the Legacy finish features rasping, worm holes, chisel marks, and knife splits. In addition to physical distressing elements, cowtailing is applied.

Legacy Distressing available on cherry, knotty alder, maple and rustic maple with glaze and highlight finish in our standard offering. Rustic maple not available in Platinum.

Photo left: (GOLD) Wakefield Raised Panel Peppercorn Ebony Glaze and Highlight with Legacy Distressing on knotty alder

COASTAL COLLECTION

Available in Platinum and Gold

These color-washed finishes allow the natural texture of the wood species selected to show through. Available with subtle dry brushed accents or in Sheer with semi-transparent coverage.

Photo Right: (GOLD) Wakefield Raised Panel in Islander with Dry Brush on maple

AVAILABLE ON MAPLE, OAK & QUARTERSAWN OAK



*Finish not available on maple



WOODLAND OAKS COLLECTION

Available in Platinum and Gold

Through the application of an innovative, proprietary process, the Woodland Oaks Collection reduces the amber hue apparent in the red oak wood species to present an appearance closer to white oak. Available on select door styles in quartersawn oak in Platinum and Gold.

Photo Right: Stockton Flat Panel in Caribou on quartersawn oak

AVAILABLE ON QUARTERSAWN OAK





Loxley with Flat Panel in Cobblestone on oak

APPALOOSA COLLECTION


Available in Platinum and Gold

Appaloosa finish characteristics include a semi-transparent stain, distressing (including sanded corners and profiles, dents, worm holes, knife marks, and cowtailing) and glaze hang-up. Glaze brushed accents are also added to enhance the depth of the finish. All physical and finish elements are hand applied, giving each piece a unique time-worn appearance.

Appaloosa finishes available on maple, rustic maple, cherry and knotty alder. Rustic maple not available in Platinum.

Photo Left: (GOLD) Brookhill Raised Panel in Peppered Appaloosa on maple

APPALOOSA FINISHES



Stormy Appaloosa



Peppered Appaloosa



Buckskin Appaloosa



Silver Appaloosa



Dove Appaloosa



STONEY BROOKE COLLECTION

Available in Platinum and Gold


This unique finish is achieved by artfully brushing multiple glaze materials onto a stained surface. Thicker than a normal glaze, the varying shades of application create a subtle textural feel and appearance. Available on select door styles in quartersawn oak in Platinum and oak and quartersawn oak in Gold.

Photo Left: (GOLD) Morris Raised Panel in Greystone on oak


STONEY BROOKE FINISHES



Greystone



Cobblestone



Boulder

FINISH SELECT PROGRAM

Available in Platinum and Gold

Finish Select uses stains, Standard Paint, Custom Paint or Coastal colors as the base material, but provides more versatility to achieve the look you want. Take it a step further by including a distressed application.

Once a door style and species is chosen, follow these steps to make your selection. Remember to order and approve a sample door before a final order is placed.

1 PICK YOUR BASE COLOR



BURNT SIENNA



EBONY



MOCHA

2 PICK YOUR GLAZE



RAW UMBER



SABLE




PEWTER*

3 PICK YOUR GLAZE APPLICATION




HIGHLIGHT ONLY



GLAZE AND HIGHLIGHT

4 ADD DRY BRUSH

Light dry brushed taupe accents available on any base color.



5 PICK YOUR DISTRESSING



HEIRLOOM
Machine dents, sand through



ANTIQUE
Hand dents, round over



LEGACY
Antique plus rasping, worm holes, chisel marks, knife splits, and cowtailing

* Available in Highlight only

CABINET CONSTRUCTION

OVERLAY CABINETRY EXAMPLE



INSET CABINETRY EXAMPLE
Platinum plywood standard construction shown.



OVERLAY CABINETRY EXAMPLE
Gold plywood construction shown. Plywood construction is an upgrade.

SILVERLINE

GOLD

PLATINUM

1	INTERIOR	Light maple print	Light maple print	Maple veneer with clear finish
2	FACE FRAME	3/4" thick solid wood		
3	END PANELS	Laminated furniture board	Laminated furniture board	Maple plywood
		1/2" thick - optional upgrade to 3/4" thick plywood		
4	TOP AND BOTTOM	Laminated furniture board	Laminated furniture board	Maple plywood
		1/2" thick		3/4" thick
5	BACK	Laminated furniture board	Laminated furniture board	Maple plywood
		1/8" thick		
6	I-BEAM	Furniture board	Furniture board	Plywood
		Dadoed into end panels to keep cabinet square, 1/2" thick		1/2" thick
7	HANGER RAIL	Furniture board or plywood	Furniture board or plywood	Furniture board or plywood
		1/2" thick - Pocket screwed for superior strength		
8	SHELVES	Laminated furniture board	Laminated furniture board	Maple plywood
		3/4" thick - optional upgrade to roll-out trays		
8a	SHELF SUPPORTS SOLID METAL	Silver finish; slides into pre-drilled holes for simple shelf adjustability.		
9	HINGES	Quiet Close hinge		Barrel hinge available in four finishes Concealed or Barrel hinge
10	TOE KICK	Furniture board	Furniture board	Plywood
		1/2" thick - fully enclosed		
11	MAGNETIC CATCH	Silver finish		
WARRANTY		Lifetime Limited		

ALL PLYWOOD CONSTRUCTION is available as an upgrade for Silverline and Gold. All components listed above as furniture board would be modified to plywood. The interior of cabinets with all plywood construction receive maple veneer with a clear finish.

Furniture board is a durable engineered composite material made of densely compressed wood fibers, providing strength and consistency for long lasting cabinet construction.



Standard on all product lines

Quiet Close, full-extension drawer guides

- Controlled drawer closure — won't slam shut!

Quiet Close doors

- Integrated hinge with controlled door closure — won't slam shut!

Optional upgrade on Platinum and Gold

Quiet Close, full-extension, heavy-duty drawer guides

- Controlled drawer closure plus 135 lb. capacity

DRAWER CONSTRUCTION

We use the same solid construction techniques across all our product lines, giving you trustworthy durability and lasting strength. Drawers feature:

- $\frac{5}{8}$ " thick hardwood sides
- $\frac{1}{4}$ " thick fully-captured drawer bottom
- Furniture-quality dovetail construction
- Sealed with clear coat for easy cleaning

NOTE: Wood character and color variations are visible in hardwood.



Fully captured drawer bottom



Dovetail construction

PLYWOOD

We ensure that our plywood meets or exceeds the highest standards for air quality (including TSCA Title VI and CARB emissions standards).

For plywood upgrade cabinets, we use only the highest grade materials, including two types of plywood:

- Traditional plywood with an all-fir-crossband core has an ideal strength-to-weight ratio for many cabinet parts, so it is used for end panels, shelves, I-beams, hanging rails, etc.
- Engineered plywood with an MDF crossband core creates a superior surface for accepting stains and paints, so it is used for finished surfaces such as finished ends and matching finished interiors.

Visit medallioncabinetry.com for more details.



Fir core plywood



Engineered core plywood



OPPOSITE PAGE: (PLATINUM) Santa Cruz in Aloe and Biscotti on maple





DREAM BEYOND

One Medallion Way, Waconia, MN 55387

medallioncabinetry.com



Product Availability

Styles and product availability may vary slightly from those shown in this guide due to material availability and/or improvements to our designs. Specifications are subject to change without notice.

Photography Limitations

Product photography and illustrations have been reproduced as accurately as print and web technologies permit. To ensure highest satisfaction, we suggest you view an actual sample from your nearest Medallion dealer for best color, wood grain and finish representation.



A Cabinetworks Group brand

© 2024 ACPI Wood Products, LLC

LIT-MDGUIDE1023 35K 0624